




**S**chools,



**S**tudents



and  
**T**raffic

**Parking restrictions are imposed by Council at and near schools to ensure a safer environment for all children and to optimise traffic safety and movement.**

## **No parking zones**

No parking zones are usually located in the surrounding streets of most schools.

No parking zones allow for the immediate pick up and drop off of students and other passengers.

### **Two rules apply**

#### **Rule one**

##### **The two minute rule**

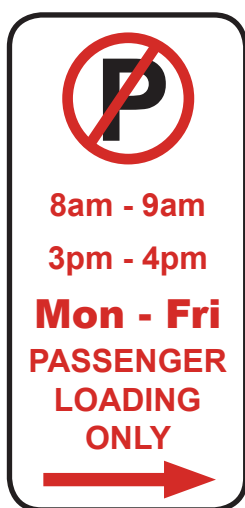
The vehicle can only remain in the zone for two minutes.

A time limit longer than two minutes may apply, but only when the sign displays a time limit.

#### **Rule two**

##### **The three metre rule**

If leaving the vehicle to load or unload, the driver must remain within three metres of the vehicle.



## No stopping zones

No stopping zones are not to be used at any time for stopping, parking, dropping off or picking up students or other passengers.


No stopping zones are designated by signs and/or a continuous yellow line marked on the edge of the road. They are located near schools for student and driver safety.



## Continuous yellow line

A continuous yellow line marked on the edge of the road has the same meaning as a no stopping zone.


No stopping  
allowed at any  
time if there is a  
yellow line



## Bus zones

Bus zones are for public buses.

The driver of a private vehicle cannot stop in a bus zone at anytime.



## Disabled zones

Disabled zones are for people displaying a current disability permit on their vehicle. Drivers not entitled to use these zones will be fined.




## Bicycle lanes and clearways

These zones are prohibited for stopping as indicated on the signs.

Where times are displayed on the signs, stopping is only permitted before or after the specified period.

Where no times are displayed, stopping or parking is prohibited at all times.

**Beware - when in operation these zones carry one of the highest penalties for a parking offence.**



Stopping in bicycle lanes carry hefty fines.

## Double parking

A driver commits an offence by stopping a vehicle on a road when another vehicle is parked between the driver and the kerb.

## Not parallel parked

A driver commits an offence when stopping a vehicle on the road when both passenger side wheels are not as near to the kerb as possible.

# Children DON'T understand

Children do not have the same knowledge or understanding of traffic flow and movement as licensed drivers and adults do.

Drivers are asked to concentrate on safe driving and parking especially around schools.



## For further information:

City of West Torrens  
Customer Service Centre  
165 Sir Donald Bradman Drive  
Hilton SA 5033

P: 8416 6333  
F: 8443 5709  
E: [csu@wtcc.sa.gov.au](mailto:csu@wtcc.sa.gov.au)  
W: [westtorrens.sa.gov.au](http://westtorrens.sa.gov.au)