

Greyhound hour - dog park rules and education checklist

- All owners must present the greyhounds muzzle exemption card before entering the dog park (look out for the check-in person).
- Strictly NO foster greyhounds are allowed to participate. The event is focussed on greyhounds that have been assessed and have a muzzle exemption.
- Strictly NO other dog breeds in the dog park during the greyhound only event including X-breeds and dogs that may live with greyhounds.
- We recommend that greyhounds are initially muzzled. Owners should allow greyhounds off-leash and unmuzzled at their own risk
- We recommend that if the dog is unsure, timid or shy, owners should take the greyhound into the dog park initially leashed and only allow them off-leash once they are certain the dog will do well unleashed
- If owners aren't paying attention to their own dogs, Council officers have the right to ask them to leave.
- Owners should bring water supply and poo bags for their dogs.
- Organisers of this event cannot be held responsible for any injuries, infections etc.
- Strictly NO ball games or other activities that may incite your dog will be allowed in the dog park.
- If your dog is showing signs of nervousness, we recommend you leash your dog and try the smaller enclosure for a calmer experience in the dog park or collect your dog and leave.
- Dogs must wear a collar at all times in the dog park. This is to ensure you can get your dog under effective control and clip back on leash if necessary.
- Dogs to be leashed all times when getting dogs in/ out of car in the car parking area.
- Please read the attached education information on dog body language so you have a better understanding of what is dog is saying and how to recognise when they have had enough.
- All attendees to the dog park must acknowledge when registering that they are bringing their dogs at their own risk.

Dog owners are to take full responsibility for their dogs during this event.



Body Language of Fear in Dogs



Slight Cowering



Major Cowering



More Subtle Signs of Fear & Anxiety




Licking Lips
when no food nearby



Panting
when not hot or thirsty




Brows Furrowed, Ears to Side




Moving in Slow Motion
walking slow on floor




Acting Sleepy or Yawning
when they shouldn't be tired




Hypervigilant
looking in many directions



Suddenly Won't Eat
but was hungry earlier



Moving Away



Pacing


© 2011 Dr. Sophia Yin, DVM, MS

Dr. Sophia Yin, DVM, MS
The Art and Science of Animal Behavior

For additional free dog bite prevention resources and more dog behavior books and products, visit www.drSophiaYin.com.



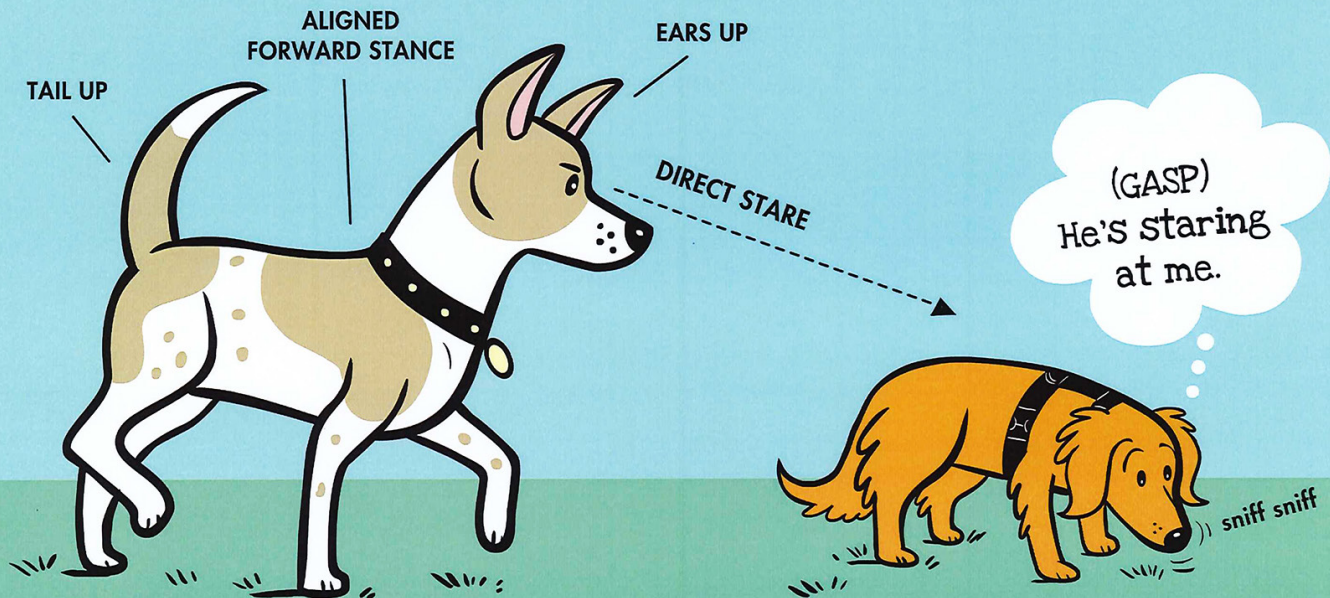
IS YOUR DOG SCARED?



If your dog is scared,
GET HIM AWAY FROM WHAT SCARES HIM;
it may be time to leave the park.



IS YOUR DOG PUSHY?



IAABC
INTERNATIONAL ASSOCIATION OF
ANIMAL BEHAVIOR CONSULTANTS
iaabc.org

**Pushy dogs aren't listening to other dogs' signals!
Give him a time-out ON A LEASH or OUTSIDE THE PARK
until he has calmed down and can show good manners.**



IAABC
INTERNATIONAL ASSOCIATION OF
ANIMAL BEHAVIOR CONSULTANTS
iaabc.org