


Recycling and Waste Guide



Recycling and Waste Guide

Contents

Why recycle?	3
Bin collections	4
Waste to landfill bin	6
Recycling bin	8
Organics bin	10
Options for food scraps	12
Hazardous household waste	14
Hard waste and E-waste.....	15
Illegal dumping	16

Unsure of what to do with a particular item?

Ask Bindy, the Waste and Recycling Chatbot, available 24/7 at westtorrens.sa.gov.au. Bindy will link you to the A-Z Guide to Waste and Recycling at westtorrens.sa.gov.au/a-zrecycling.



Information contained in this booklet is correct at time of publishing in April 2020, however it may be subject to change. Check the City of West Torrens website for the most up to date information.

Proudly working in partnership



165 Sir Donald Bradman Drive, Hilton SA 5033
csu@wtcc.sa.gov.au
westtorrens.sa.gov.au/waste-recycling
Phone 08 8416 6333



181 Morphett Road, North Plympton SA 5037
adelaide.ops@solo.com.au
Phone 08 8295 5077

Why recycle?

The City of West Torrens provides residents with a three bin kerbside collection service for waste, recycling and organics as well as a range of other waste disposal options. This booklet provides information about all these services.

Council's aim is to reduce the volume of household material going to landfill and increase recycling. Recycling materials including food and garden waste is a much cheaper option than sending waste to landfill and ensures that valuable resources are reprocessed into new products.

Find out more about why it is so important to recycle correctly. Visit westtorrens.sa.gov.au to watch the 'Tale of Two Bins' recycling videos.

Join Council's 'war on waste' and recycle your food scraps. You can find out about the options available for recycling food scraps on page 12.

Council runs free composting and worm farming workshops to show you how to set up and maintain these systems. To be part of a composting and worm farming session, phone Council on 8416 6333.



Bin collections

To ensure your bins are emptied you need to:

- Refer to the waste and recycling calendar for bin collection days. Visit westtorrens.sa.gov.au/waste-recycling or phone 8416 6333 for a calendar.
- Put the bins out by 6am on the collection day and bring them back in within 24 hours of collection.
- Face each bin towards the road with the wheels towards your property.
- Follow the correct bin placement – see the next page.
- Place the correct items in the three bins, see pages 6–13 for more information.
- Ensure your bins are not packed too tightly and do not exceed 50kg in weight.
- Ensure that the lids are fully closed.

Was your bin not collected? Is your bin damaged?

Phone the Waste Enquiry Line on 8295 5077.

Is your bin missing?

Phone the City of West Torrens Service Centre on 8416 6333 or visit westtorrens.sa.gov.au to complete a 'Missing bin report'.

Are there no bins at your new house?

Phone the Waste Enquiry Line on 8295 5077.


Who owns the bins?

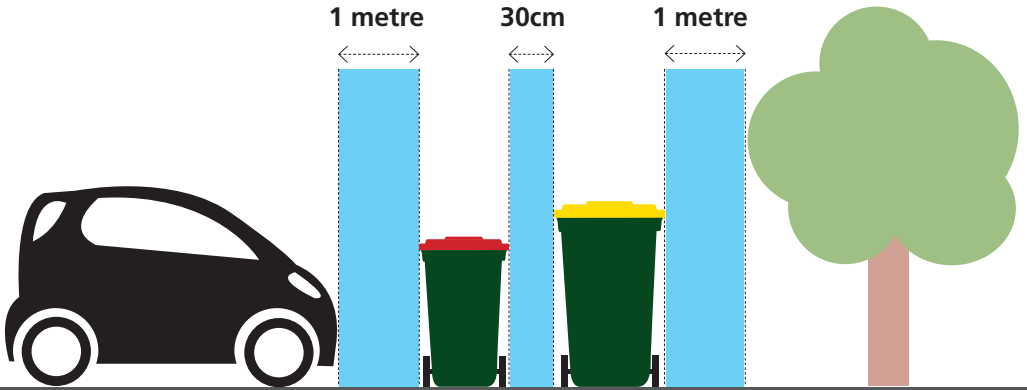
Bins provided by Council feature the Council logo and remain the property of Council. They should not be removed if you sell or relocate.

What happens if a property is being redeveloped?

If the property is being demolished, phone Council on 8416 6333 to arrange for the bins with Council's logo to be collected. They will be returned to the property once it is occupied.

Need a reminder of your bin collection day?
Sign up at westtorrens.sa.gov.au
for WTAAlerts and receive SMS reminders.





Correct bin placement

Where practical, keep a minimum distance of 30cm between bins, and 1 metre between bins and surrounding objects such as parked cars, poles, letterboxes and trees, with plenty of clearance from overhead branches.




Wrong

Bins too close.
Bin lids open.



Correct

Bins 30cm apart.
Bin lids closed.



Waste to landfill bin

**The waste bin has a red lid. It is collected weekly.
Items placed in this bin will be sent to landfill.**

What goes in this bin?

Household waste items that cannot be put in your recycling or organics bin.
This includes:

- Plastic bags, garbage bags, cling film/wrap, bubble wrap, soft plastic food packaging, eg. chip or biscuit packets.*
- Nappies.
- Plastic and metal lids.*
- Kitty litter - wrapped.
- Broken crockery, heatproof glass and glassware – wrapped.
- Rags and clothing.
- Polystyrene foam packaging including food trays and cups.
- Ropes, hoses and strapping.
- Smoke alarms.
- Plastic plates and cutlery.
- Glossy or coated takeaway paper/cardboard food packaging eg. coffee and drink cups.



Do not put in any bin:

- E-waste – electronic or electrical items.**
- Liquids – oil, paints, solvents, chemicals. **
- Hazardous and medical waste – gas bottles, chemicals, paints, insecticides, solvents, varnishes and sharps/needles. **
- Batteries.**
- Fluorescent light globes.**
- Building materials – bricks, pavers, concrete, tiles.
- Hot ash.
- Soil and rocks.
- Fire extinguishers.

* For recycling of soft plastic and plastic lids see the recycling tips on page 9.

** See pages 14–15 for disposal options.

In this bin



Nappies



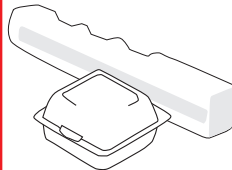
Soft plastics



**Old clothes
and rags**




**Broken
crockery and
glassware**



Polystyrene



**Ropes and
hoses**



Recycling bin

The recycling bin has a yellow lid. It is collected fortnightly.

Items in this bin will be sent to a facility to be separated and sold for reprocessing into recycled products.

What goes in this bin?

- Paper and cardboard, eg. newspapers, magazines, junk mail, envelopes, egg cartons, tissue boxes, flattened cardboard boxes.
- Non-coated takeaway paper/cardboard food packaging eg. coffee and drink cups.
- Liquid paperboard cartons, eg. juice and milk cartons – empty, lids off.
- Empty pizza boxes.
- Glass bottles and jars – empty, lids off.
- Aluminium and steel cans including empty aerosol containers.
- All plastic containers, eg. plastic drink bottles, detergent bottles, yoghurt, ice cream and margarine containers – empty, lids off.
- Plant pots and seedling tubs – empty.
- Aluminium foil and trays – clean, squashed into a fist-sized ball.





Do not:

- Use this bin for soft plastic eg. plastic bags, bread bags, magazine and newspaper wraps, food packaging and reusable shopping bags.
- Use this bin for polystyrene foam packaging including foam food trays and cups.
- Put your recycling in plastic bags.
- Bundle newspaper or cardboard.

Recycling tips

- Some products have labels on the packaging to show how to dispose of separable components eg. tub, foil, lid, soft plastic.
- Remove all lids from jars, bottles and plastic containers before putting containers in the bin. Large lids such as ice cream and butter lids can be placed loose in the bin.
- Remove food or product residue but there is no need to rinse.
- Place small, rigid plastic items inside a milk bottle (eg. plastic lids, bread tags and straws etc). Once full, put a lid on the bottle and put in the recycling bin.
- Place all recyclables loose in the bin and keep different materials separate.
- Place steel lids inside a can and squeeze the top to stop the lids falling out.
- Soft plastics (dry and food-free) can be recycled at some supermarkets.

In this bin



No food waste



No plastic bags or items in plastic



No nappies



No polystyrene

Organics bin

The organics bin has a green lid. It is collected fortnightly.

Most things that once grew can be placed in your organics bin. Organic material in this bin will be sent to a facility for reprocessing into compost and mulch products. Use this bin for items labelled 100 per cent compostable and/or have the seedling logo for compostability.

What goes in the organics bin from the garden?

- Lawn clippings.
- Small prunings.
- Small branches that will fit easily into the bin eg. 15cm diameter x 60cm long.
- Bark, leaves, flowers and weeds.
- Pet poo.

What goes in the organics bin from the house?

- Food scraps and peels.
- Bread, cake and pizza.
- Fruit and vegetables.
- Meat, bones and seafood – cooked or raw.
- Egg shells, oyster shells, nut shells.
- Dairy products, eg. cheese, yoghurt.
- Paper and heavily soiled pizza boxes, ripped or shredded.
- Tea bags, tea leaves and coffee grounds.
- Tissues and paper towel.
- Hair - human or pet.
- Kitty litter - compostable only.

Organics bin tips


- Do not put items in plastic bags or use plastic bin liners.
- Only use compostable bin liners or pet poo bags, not degradable or biodegradable.
- No soil, rocks, stones, bricks, plant pots, garden tools or other inorganic items.
- If you don't have grass and leaves to put in the organics bin, wrap your scraps in newspaper. The newspaper will absorb moisture and prevent the food scraps sticking to the bin.

Remember the rule: 'If it didn't grow, it doesn't go in your organics bin'.


For more information on recycling food scraps see page 12–13.

Visit the A - Z Guide to Waste and Recycling at westtorrens.sa.gov.au.

In this bin



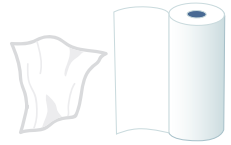
**Cuttings and
small branches**



**Lawn
clippings**



**Leaves, flowers
and weeds**



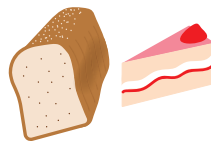
**Paper towel
and tissues**



**Fruit and
vegetables**



**Meat, eggs, dairy
and seafood**



**Bread, cake and
pizza**



Compostable
AS 4736

**Items with the
Seedling logo**



**No plastic bags or
items in plastic**

Options for food scraps

Don't waste your food scraps – turn them into compost by choosing the system that works best for you.

The options are:

Use your organics bin

- Recycle your food scraps by putting them loose into your organics bin with your garden waste.
- Wrap your food scraps in newspaper and place into your organics bin.
- Use a kitchen caddy lined with a compostable* bag to collect food scraps then place them in the organics bin.

*Compostable bags are made from cornstarch and vegetable oils and break down.

Do not use plastic bags or bags labelled 'degradable' and 'biodegradable'. These bags don't break down and will contaminate the compost.

You can collect a free kitchen caddy and one roll of compostable bags from the Civic Centre at 165 Sir Donald Bradman Drive, Hilton. Additional bags are also available free. Purchase your own caddy and roll of compostable bags and receive a rebate of up to \$20 from Council.


Compost at home

You can recycle your food scraps for your own use by placing them in a compost bin, worm farm or other home compost system.

Purchase your own compost bin or worm farm from Council or a retail outlet and apply for a rebate.

- Compost bin - 50 per cent (or up to \$50) of the total cost.
- Worm farm - 50 per cent (or up to \$50) of the total cost.

Council runs composting and worm farming workshops to help you get the most out of your compost bin or worm farm. To find out more, phone Council on 8416 6333.



Use your organics bin.



- Place your scraps loose in your organics bin.
- Wrap your scraps in newspaper before placing them in your organics bin.
- Use a kitchen caddy and compostable bag to line the bin and then place the bag in your organics bin.



Compost at home with a worm farm or compost bin.



Hazardous household waste

Hazardous household waste includes a range of materials such as chemicals, paints and batteries. Fees for disposal may apply.

Hazardous waste, chemicals and paints

Free disposal of hazardous items, chemicals and paints is available at the Chemical and Paint Drop-Off Centre, Adelaide Waste and Recycling Centre, 181 Morphett Road, North Plympton, phone 8295 5077.

The site accepts many items including:

- batteries
- pesticides
- oil
- solvents
- gas cylinders
- light globes.

Other disposal sites

Batteries

Domestic quantities of batteries can be disposed at:

- City of West Torrens Civic Centre, 165 Sir Donald Bradman Drive, Hilton.
- Hamra Centre Library, 1 Brooker Terrace, Hilton.

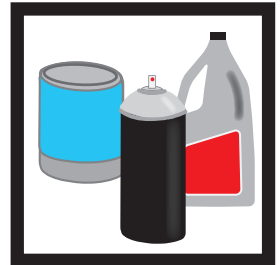

Light globes, bulbs and tubes

Domestic quantities can be disposed at:

- Banner Mitre 10 Glenelg, 599 Anzac Highway, Glenelg, phone 8294 8344.
- Findon Mitre 10, 374 Grange Rd, Kidman Park, phone 8356 7323.
- Metro Waste, 19 Murray Street, Thebarton, phone 8443 8827.

Gas cylinders, oils and paints

- Metro Waste, 19 Murray Street, Thebarton, phone 8443 8827.



For details of how to dispose of specific hazardous waste items, visit the A-Z Guide to Waste and Recycling at westtorrens.sa.gov.au/a-zrecycling

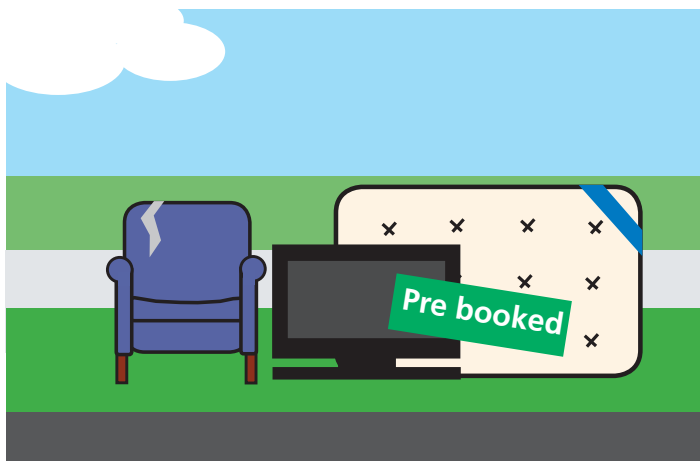


Hard waste and E-waste

Residents are entitled to two at call booked hard waste collections per household per financial year.

To book:

- Phone Solo Resource Recovery on 8295 5077 Monday to Friday 7am – 6pm.
- Complete the online form at westtorrens.sa.gov.au/hardwaste.
- Older residents and those with disability, phone Home Assist on 8416 6251.



Items accepted include furniture, whitegoods, electrical items and mattresses. For collection guidelines visit westtorrens.sa.gov.au/hardwaste or phone the Waste Enquiry Line on 8295 5077

E-waste

Electrical and electronic items that plug into a power point, use a charger or are powered by a battery can be recycled at ERA (Electronic Recycling Australia) 'Unplug N' Drop' locations. For more information about what you can recycle and where, phone ERA on 8374 2276 or visit electronicrecyclingaustralia.com.au/unplug-n-drop.

Waste disposal voucher - conditions apply.

Owners or occupiers of a residential property are entitled to one free voucher per financial year to dispose of a 6 x 4 trailer load or equivalent of waste at Adelaide Waste and Recycling Centre, 181 Morphett Road, North Plympton.

The voucher can be collected from the Civic Centre and is valid for one month from the date of issue. Proof of residency or ownership will be required. A waste voucher is ideal for items that are not accepted in a hard waste collection eg. building materials and grass clippings.

Illegal dumping

It is an offence to dispose of litter onto any land or into any waters. Significant penalties apply and legal action can be taken depending on the type and amount of litter.

Penalties include:

- \$210 - \$1,000 expiation fee.
- \$5,000 - \$120,000 fine if legal action is taken.

Council provides options for free disposal of waste:

- Hard waste collection service.
- E-waste disposal.
- Waste disposal voucher for a 6 x 4 trailer load of waste.

See page 11 for further details on these options.

To report dumped items or rubbish for investigation or for more information phone Council on 8416 6333 or visit westtorrens.sa.gov.au.

